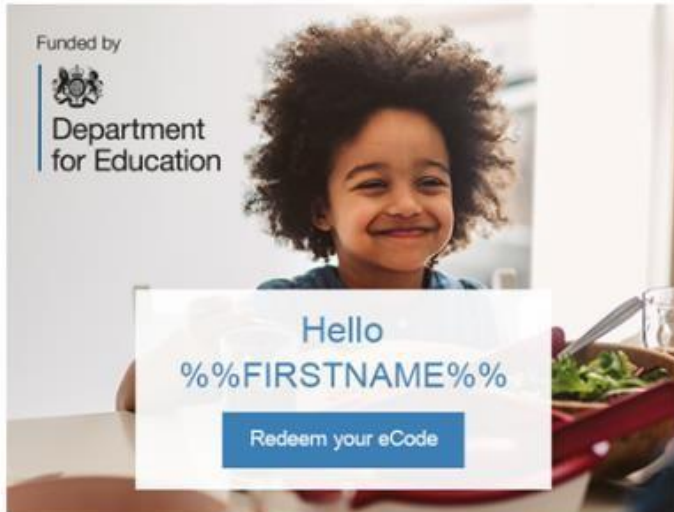


FREE SCHOOL MEAL VOUCHER – Edenred – eGift Cards

IMPORTANT: This example is for a £30 eGift Card, please check your activation email and make sure you enter your correct eGift Card value.

You will receive an email with an activation code, which looks something like this:



Following the closure of schools as a result of the Covid-19 crisis, our priority is to ensure that those families with free school meals entitlement are given the financial support they need to feed their children at home. As an alternative, we are pleased to offer you a supermarket voucher of %%Value%%.

You can choose a voucher from the following supermarkets:

- Sainsburys
- Tesco
- Asda
- Morrisons
- Waitrose (John Lewis)
- M&S food

To choose your supermarket, follow the steps below to redeem your eCode and place your order. Please note that the eCode will expire after **1 month**.

Redemption eCode:
0145331514508126

Follow these steps:

- 1 Click on 'Redeem your eCode'
- 2 Enter the unique 16 digit eCode above and follow the simple security checks
- 3 Select your chosen supermarket and check out

Please note that the supermarket vouchers cannot be used to purchase age restricted products, such as cigarettes and alcohol.

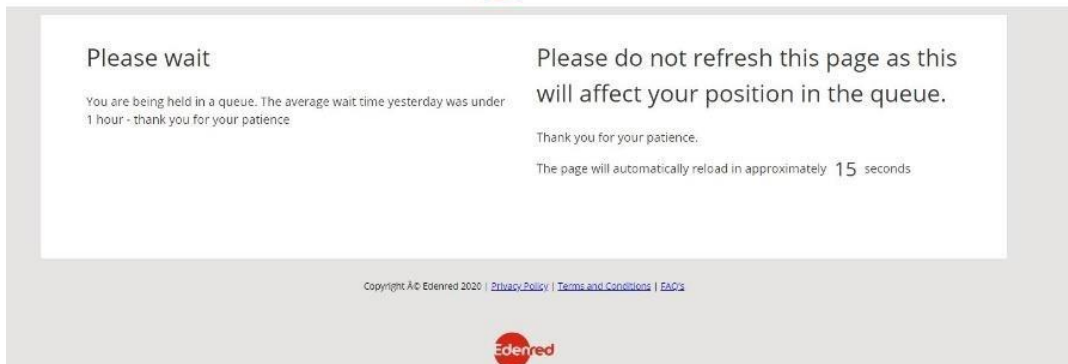
If you have any questions, please refer to these useful [FAQs](#).

Redeem your eCode

If the link doesn't work, please copy and paste the URL into your browser:
<https://www.freeschoolmeals.co.uk>

Click *Redeem your eCode* or type in www.freeschoolmeals.co.uk

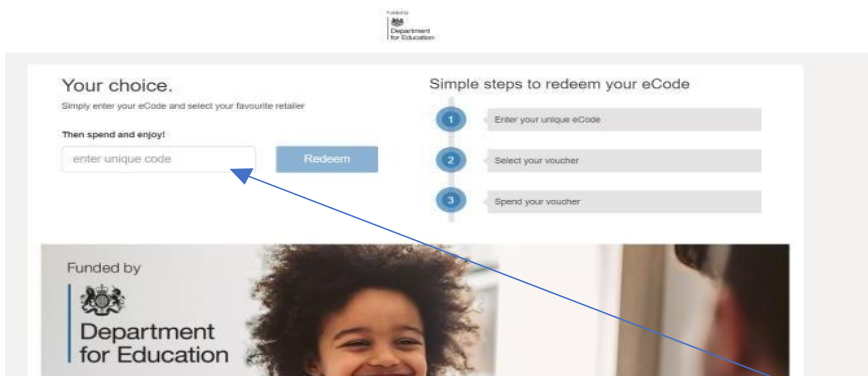
You may then see the following screen



This is because the site is busy, please either wait in the virtual queue or come back later – **PLEASE DO NOT REFRESH THE SCREEN IF YOU CHOOSE TO WAIT.**

OR

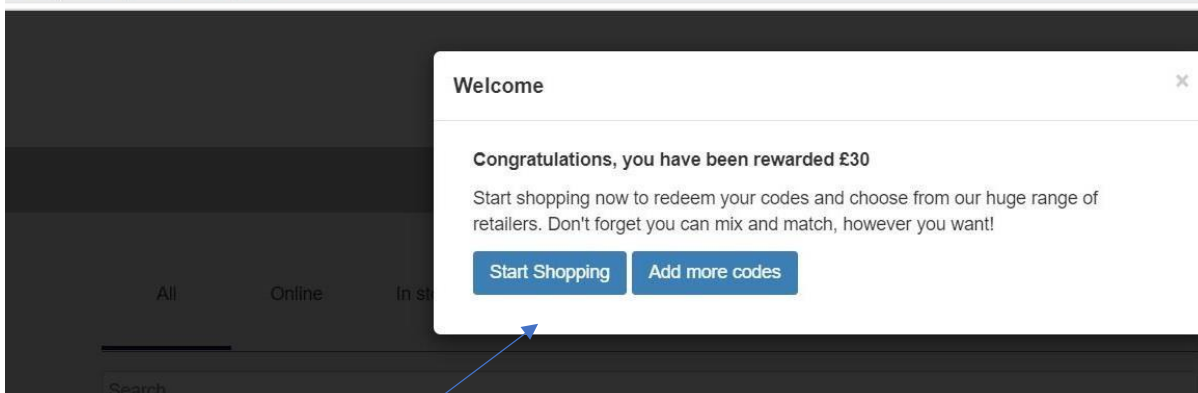
You will be taken to this screen



Add your redemption eCode, from your activation email, in the box provided

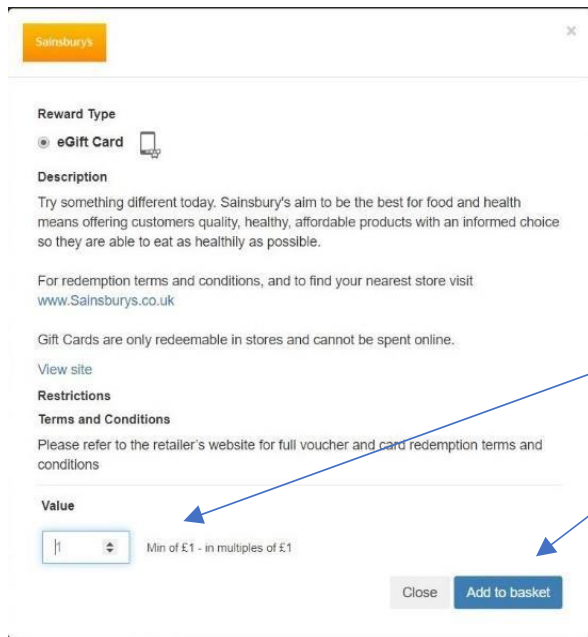
You will be taken to this screen where you can select your preferred Supermarket.

selectyourcompliment.co.uk/rewards



Click *Start Shopping*


On the next screen select *eGift Card* and add the value of your voucher (as per your activation email.)



Change the value to match the value on your activation email.

Click *Add to basket*

On the next screen click your chosen supermarket.




Click *Checkout*

On the next screen add your delivery details. Please input the details of the person who was sent the activation email.


IMPORTANT: ALL FIELDS MUST BE COMPLETED EVEN THOSE WITHOUT AN ASTERIX


1 ————— 2
MY BASKET ORDER CONFIRMATION

Items in your basket



Sainsbury's

 eGift Card

 Remove item
£30

Basket summary

Basket total	Remaining balance
£30	£0

[Continue shopping](#)

Delivery details

First name*	<input type="text" value="First name"/>
Last name*	<input type="text" value="Last name"/>
Email*	<input type="text" value="Email"/>
Confirm Email*	<input type="text" value="Confirm Email"/>
Telephone	<input type="text" value="Telephone"/>
Mobile*	<input type="text" value="Mobile"/>

Make sure you put something in each field, otherwise the redeem button does not come to life.

Click *Redeem* and you should receive a confirmation of your order on screen, the eGift Card will then be emailed to you.

IMPORTANT INFORMATION:

Please be aware this can take a couple of hours.

The eGift Cards are issued in multiples of £15, so if you have been issued £30.00 you will receive 2 eGift Cards and you MUST redeem each of them.

The eGift Cards expire one month from issue.